

Acme Hitches

Class II, III & IV Custom-Fit Receiver Hitches

- Up to 10,000 lbs. GTW/1,000 lbs. TW.
- One-piece welded design for specific vehicles and ease of installation.
- Durable, black powder coat finish.
- Rust, corrosion, scratch, salt resistant.
- Frame mount "Hidden-From-View" designs.
- All mounting hardware included
- No drilling required for installation on most applications.
- All hitches accept industry-standard 2"x2" ball mounts and solid steel shank 2"x2" ball mounts.



Class I Multi-Fit Trailer Hitches

- Up to 2,000 lbs. GTW/200 lbs. TW.
- Bumper mount design.
- Chrome drawbar/zinc plated mounting brackets & safety chain yokes.
- All mounting hardware included.
- 4-Color box with application chart on package.

Item #	Description
A8410	Class I Hitch - Subcompact and import hitch up to 1,000 lbs. GTW; 100 lbs. TW.
A8411	Class I Hitch - Domestic hitch up to 2,000 lbs. GTW; 200 lbs. TW.







Class II Multi-Fit Trailer Hitches



- Up to 3,500 lbs. GTW/300 lbs. TW.
- Frame mount design.
- Durable, black powder coat finish
- Bolt together design allows maximum towing application coverage with two SKUs.
- Accepts industry-standard 1 1/4"x1 1/4" ball mount.
- 1/2" diameter Hitch Pin & Clip included.
- All mounting hardware included.
- 4-Color box with application chart on package.

Item #	Description
88202	Class II Hitch - SUVs, vans, mini-vans and downsized pickups.
88203	Class II Hitch - Mini-vans only.



<p>Class III Multi-Fit Trailer Hitches</p> <ul style="list-style-type: none"> • WC up to 5,000 lbs. GTW/500 lbs. TW; WD up to 7,500 lbs.; 750 lbs. TW. • Frame mount design. • Durable, black powder coat finish • Bolt together design allows maximum towing application coverage with two SKUs. • Accepts industry-standard 2"x2" ball mount. • 5/8" diameter Hitch Pin & Clip included. • All mounting hardware included. • 4-Color box with application chart on package. 	<p>Item # Description</p> <p>88302 Class III Hitch - Pickup trucks & SUVs.</p>	
<p>Class IV Multi-Fit Trailer Hitches</p> <ul style="list-style-type: none"> • WC up to 7,500 lbs. GTW/750 lbs. TW; WD up to 10,000 lbs.; 1,000 lbs. TW. • Frame mount design. • Durable, black powder coat finish • Bolt together design allows maximum towing application coverage with two SKUs. • Accepts industry-standard 2"x2" ball mounts & solid steel shank 2"x2" ball mounts. • 5/8" diameter Hitch Pin & Clip included. • All mounting hardware included. • 4-Color box with application chart on package. 	<p>Item # Description</p> <p>91409 Class IV Hitch - Full-size pickups & Ford Broncos</p>	
<p>Class III Step Bumper Hitch</p> <ul style="list-style-type: none"> • Up to 5,000 lbs. GTW/500 lbs. TW • Bolts to bottom of pickup truck bumper. • Durable, black powder coat finish • Accepts industry-standard 2"x2" ball mounts. • 5/8" diameter Hitch Pin & Clip included. • All mounting hardware included. • 4-Color box. 	<p>Item # Description</p> <p>88303 Step Bumper Hitch - designed for flat plate step bumpers.</p>	

Class III Step Bumper Hitch	Item #	Description	
<ul style="list-style-type: none"> • Up to 5,000 lbs. GTW/500 lbs. TW • Bolts to bottom of pickup truck bumper. • Durable, black powder coat finish • No drilling required with existing mounting holes at 8" or 9" centers. • Accepts industry-standard 2"x2" ball mounts. • 5/8" diameter Hitch Pin & Clip included. • All mounting hardware included. • 4-Color box. 	88304	Step Bumper Hitch - designed for formed step bumpers	 <p>The image shows a black metal Step Bumper Hitch mounted on a surface. Below it is the product's retail box, which is red and black with the text 'STEP BUMPER RECEIVER HITCH' and a picture of the hitch.</p>

Class III Step Bumper Hitch	Item #	Description	
<ul style="list-style-type: none"> • Up to 5,000 lbs. GTW/500 lbs. TW • Fits most formed and solid plate 3-hole bumpers. • Durable, black powder coat finish • No drilling required with existing 3/4" holes at 8" or 9" centers. • Accepts 3/4" and 1" diameter shank trailer balls. • All mounting hardware included. • 4-Color box. 	95341	Step Bumper Drop Hitch - 4"	 <p>The image shows a black metal Step Bumper Drop Hitch (4 inch) mounted on a surface. Below it is the product's retail box, which is red and black with the text 'STEP BUMPER DROP HITCH - 4"' and a picture of the hitch.</p>
	95361	Step Bumper Drop Hitch - 6"	 <p>The image shows a black metal Step Bumper Drop Hitch (6 inch) mounted on a surface.</p>

ICC Truck Hitch	Item #	Description	
<ul style="list-style-type: none"> • Fits 1999-2003 Ford F-350 cab & chassis trucks. • Up to 16,000 lbs. GTW. • One-piece welded design. • Two "D" ring safety chain attachments. • Durable, black powder coat paint finish. • All hitches accept industry-standard 2"x2" ball mounts & solid steel shank 2"x2" ball mounts. • All mounting hardware included. 	91471	ICC Truck Hitch.	 <p>The image shows a black metal ICC Truck Hitch, a heavy-duty one-piece welded design with two 'D' ring safety chain attachments.</p>